



## E-Governance Administration (Screen Shot)

### A. Administration

- a. Define Permission for Users

### B. Infrastructure Planning

### B. Infrastructure Planning

- i. Block Master
- ii. Floor Master
- iii. Room Category Master
- iv. Room Master
- v. Infrastructure planning report

#### (i) Block Master

The screenshot displays the Harcourt Butler Technical University, Nawabganj, ERP system interface. The browser address bar shows the URL: [erp.hbtu.co.in/eHome.aspx?title=ourgroup](http://erp.hbtu.co.in/eHome.aspx?title=ourgroup). The page title is "HARCOURT BUTLER TECHNICAL UNIVERSITY, NAWABGANJ". The user is logged in as "Super User".

The left sidebar menu includes the following options:

- Miscellaneous Reports
- Student Complete Detail Re
- Generate Certificates
- Student Password
- Administration
  - Define Permission For Users
- Infrastructure Planning
  - Block Master
  - Floor Master
  - Room Category Master
  - Room Master
  - Infrastructure Planning Rep
- SAAC
- Transport
- Hostel
- ESIM- Self Service Portal
- HRMS
- ESIM- Gate Pass Management

The main content area shows the "Block Master" module. It features a "Block Name \*" input field and a "Block List --" section with the message "No record found to display". Below the input field are three buttons: "Submit", "Reset", and "Delete".



(ii) Floor Master

The screenshot shows the 'Floor Master' page in the HBTU ERP system. The page has a dark blue header with the university name and a 'Super User' dropdown. A left sidebar contains a navigation menu with categories like Administration, Infrastructure Planning, SAAC, Transport, Hostel, ESIM, and HRMS. The main content area is titled 'Floor Master' and contains a form with two input fields: 'Floor Name \*' and 'Short Name \*'. Below the form are three buttons: 'Submit' (blue), 'Reset' (black), and 'Delete' (red). To the right of the form is a table titled 'Floors List -' with the message 'No record found to display'.

(iii) Room Category Master

- Room Category
- Short Name

The screenshot shows the 'Room Category Master' page in the HBTU ERP system. The layout is similar to the previous screenshot, with a dark blue header and a left sidebar. The main content area is titled 'Room Category Master' and contains a form with three input fields: 'Room Category \*', 'Short Name \*', and 'Status \*'. The 'Status \*' field has a checkbox labeled 'Active'. Below the form are two buttons: 'Submit' (blue) and 'Reset' (black). To the right of the form is a table titled 'Room Category List -' with the message 'No record found to display'.



हरकोर्ट बटलर प्राविधिक विश्वविद्यालय  
नवाबगंज, कानपुर - 208002, उ.प्र., भारत  
**HARCOURT BUTLER TECHNICAL UNIVERSITY**  
NAWABGANJ, KANPUR - 208002, U.P., INDIA  
(Formerly Harcourt Butler Technological Institute, Kanpur)

Phone : +91-0512-2534001-5, 2533812, website : http://www.hbtu.ac.in, Email : vc@hbtu.ac.in



#### (iv) Room Master

The screenshot displays the 'Room Master' web application. The sidebar menu on the left includes options such as 'Miscellaneous Reports', 'Student Complete Detail Re...', 'Generate Certificates', 'Student Password', 'Administration', 'Define Permission For Users', 'Infrastructure Planning', 'Block Master', 'Floor Master', 'Room Category Master', 'Room Master', 'Infrastructure Planning Repo...', 'SAAC', 'Transport', 'Hostel', 'ESIM - Self Service Portal', 'HRMS', and 'ESIM\_Gate Pass Management'. The main content area features a 'Room Master' header and a form with the following fields: 'Floor \*' (dropdown), 'Block \*' (dropdown), 'Room Name \*' (text), 'Room No. \*' (text), 'Room Category \*' (dropdown), 'Room Capacity \*' (text), and 'Room Pattern \*' (text). Below the form are 'Submit', 'Reset', and 'Delete' buttons. To the right of the form is a 'Rooms List :-' table with the message 'No record found to display'. The browser's address bar shows 'erp.hbtu.co.in/eHome.aspx?title=ourgroup'. The Windows taskbar at the bottom shows the system tray with a temperature of 36°C, a haze condition, and the date 12-07-2022.

#### (v) Infrastructure planning report

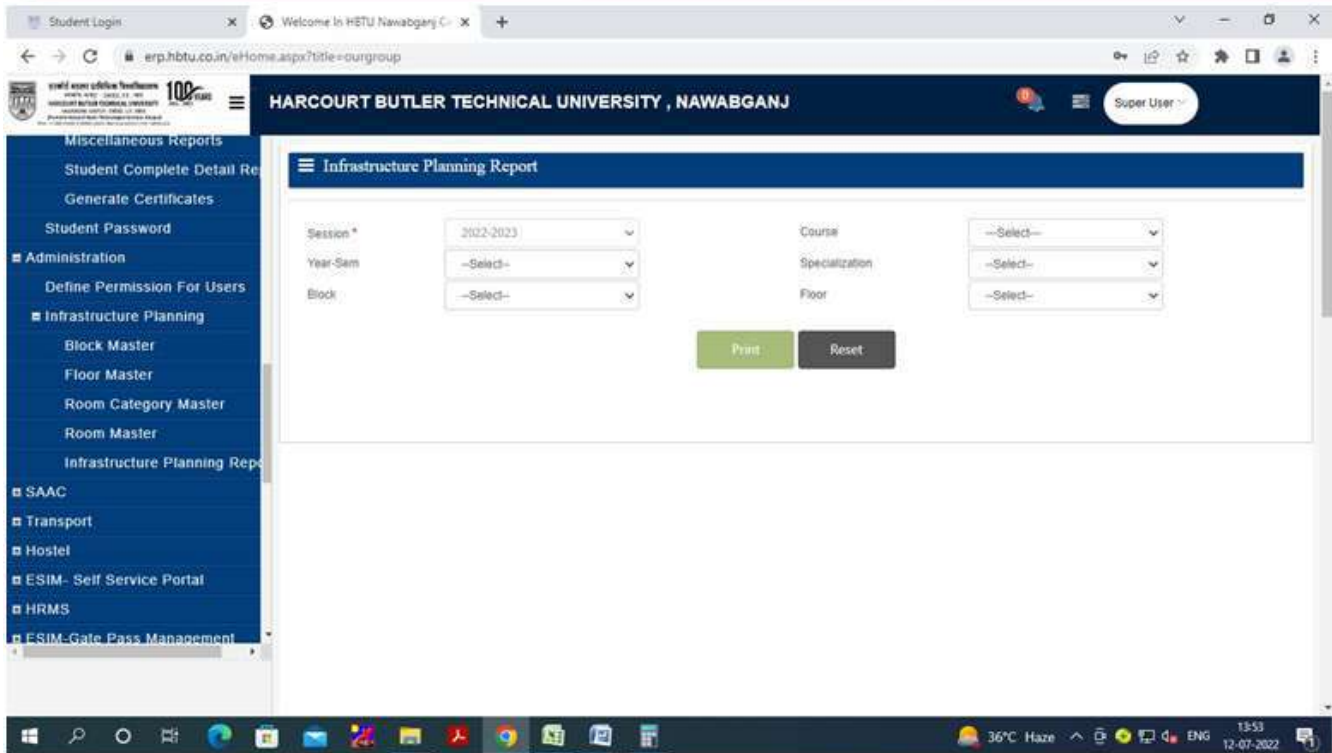
- Session
- Course
- Year-Sem
- Specialization
- Block
- Floor





हरकोर्ट बटलर प्राविधिक विश्वविद्यालय  
नवाबगंज, कानपुर - 208002, उ.प्र., भारत  
**HARCOURT BUTLER TECHNICAL UNIVERSITY**  
NAWABGANJ, KANPUR - 208002, U.P., INDIA  
(Formerly Harcourt Butler Technological Institute, Kanpur)

Phone : +91-0512-2534001-5, 2533812, website : <http://www.hbtu.ac.in>, Email : [vc@hbtu.ac.in](mailto:vc@hbtu.ac.in)



## SAAC

- A. Academic master
- B. Subject Teaching Plan
  - a. Time Table
  - b. Attendance
- C. Activity Register
- D. Upload Study Material
  - a. Reports

### **A. Academic Master**

- (i).Subject Category
- (ii).Admin create Subject
  - Create Subject
- (iii).Subject Course Mapping
- (iv).Admin Subject Course Mapping
  - Create Sections
- (v).Section Allotment
- (vi).Student Specialization Choice
  - Create Group Specialization
    - 1. Faculty Subject Allotment
      - Promote Student



(i). Subject Category

The screenshot shows the 'Subject Category' management page. On the left is a navigation menu with options like 'Subject Category', 'Admin Create Subjects', 'Create Subjects', etc. The main area contains a form to add a new subject category with fields for 'Subject Category Name' and 'Subject Category Type' (set to 'Core'). Below the form are 'Submit', 'Reset', and 'Delete' buttons. To the right, a table lists existing subject categories:

S/N	Subject Category	Category Type
1	Compulsory	Core
2	Elective-I	Optional
3	Elective-II	Optional
4	Elective-III	Optional
5	Elective-IV	Optional
6	Open Elective-I	Optional
7	Open Elective-II	Optional
8	Elective-V	Optional
9	Elective-VI	Optional

(ii). Admin create Subject

The screenshot shows the 'Admin Create Subjects' page. The form includes fields for 'Subject Type' (Theory, Practical, Both), 'Subject Category', 'Subject Name', 'Subject Code', and 'Subject Description'. A 'List of subjects' table is displayed on the right, showing a list of existing subjects with columns for S/N, Type, Subject Category, Subject Name, Subject Category Type, Subject Code, and Subject Description.

S/N	Type	Subject Category	Subject Name	Subject Category Type	Subject Code	Subject Description
1	Theory	Compulsory	Analytical Techniques for Chemical Research	Compulsory	BCY702	
2	Theory	Compulsory	Recent Advances in Chemistry	Compulsory	BCY704	
3	Theory	Compulsory	Mathematics I	Compulsory	BMA101	
4	Theory	Compulsory	Mathematics II	Core	BMA102	
5	Theory	Compulsory	Mathematics-1	Compulsory	BMA151	
6	Theory	Compulsory	MathematicsII	Compulsory	BMA152	
7	Theory	Compulsory	Mathematics III	Core	BMA201	





# हरकोर्ट बटलर प्राविधिक विश्वविद्यालय

नवाबगंज, कानपुर - 208002, उ.प्र., भारत

## HARCOURT BUTLER TECHNICAL UNIVERSITY

NAWABGANJ, KANPUR - 208002, U.P., INDIA

(Formerly Harcourt Butler Technological Institute, Kanpur)

Phone : +91-0512-2534001-5, 2533812, website : <http://www.hbtu.ac.in>, Email : [vc@hbtu.ac.in](mailto:vc@hbtu.ac.in)

100+ YEARS  
1921 - 2021



### i. Create Subject

The screenshot shows the 'Create Subjects' page in the HBTU system. The left sidebar contains a menu with options like 'Subject Category', 'Admin Create Subjects', 'Create Subjects', 'Subject Course Mapping', 'Admin Subject Course Mapping', 'Create Sections', 'Section Allotment', 'Student Specialisation Choice', 'Create Group For Specialisation', 'Specialisation Grouping (2nd)', 'Faculty Subject Allotment', 'Promote Student', 'Subject Teaching Plan', 'Time Table', and 'Attendance'. The main content area has a 'Create Subjects' header and a purple 'INSTRUCTIONS' box with five points: 1) Any updation is not allowed. Submit Subjects with care. 2) Kindly Search Subject with Subjectcode. 3) Do not include '-' in subjectcode. 4) If Subjectcode exists in search with required Subject Name, do not submit subject. This subject is already in Subject Master. 5) If subject not found with required subject code & Subject Name, Submit Subject. Below the instructions are form fields for 'Subject Type' (Theory, Practical, Both), 'Subject Category', 'Subject Name', and 'Subject Code'. A 'List of subjects :-' table is displayed with columns for S/N, Type, Subject Category, Subject Name, Subject Category Type, Subject Code, and Subject Description. The table contains three rows of subjects. A 'Refresh All Subject List' button is present above the table. A search bar is also available.

S/N	Type	Subject Category	Subject Name	Subject Category Type	Subject Code	Subject Description
1	Theory	Compulsory	Analytical Techniques for Chemical Research	Compulsory	BCY702	
2	Theory	Compulsory	Recent Advances in Chemistry	Compulsory	BCY704	
3	Theory	Compulsory	Mathematics I	Compulsory	BMA101	

### (iii) Subject Course Mapping

The screenshot shows the 'Subject Course Mapping' page. The left sidebar is the same as in the previous screenshot. The main content area has a 'Subject Course Mapping' header. Below it is a 'Subject Mapping for' dropdown menu set to 'Grading System'. There are four dropdown menus for 'Session', 'Course', 'Branch', and 'Year/Sem'. A search bar labeled 'Search Subject to Map' is present. At the bottom, there are three buttons: 'Submit', 'Reset', and 'Copy Selected Subject Course Mapping to Next Session'.

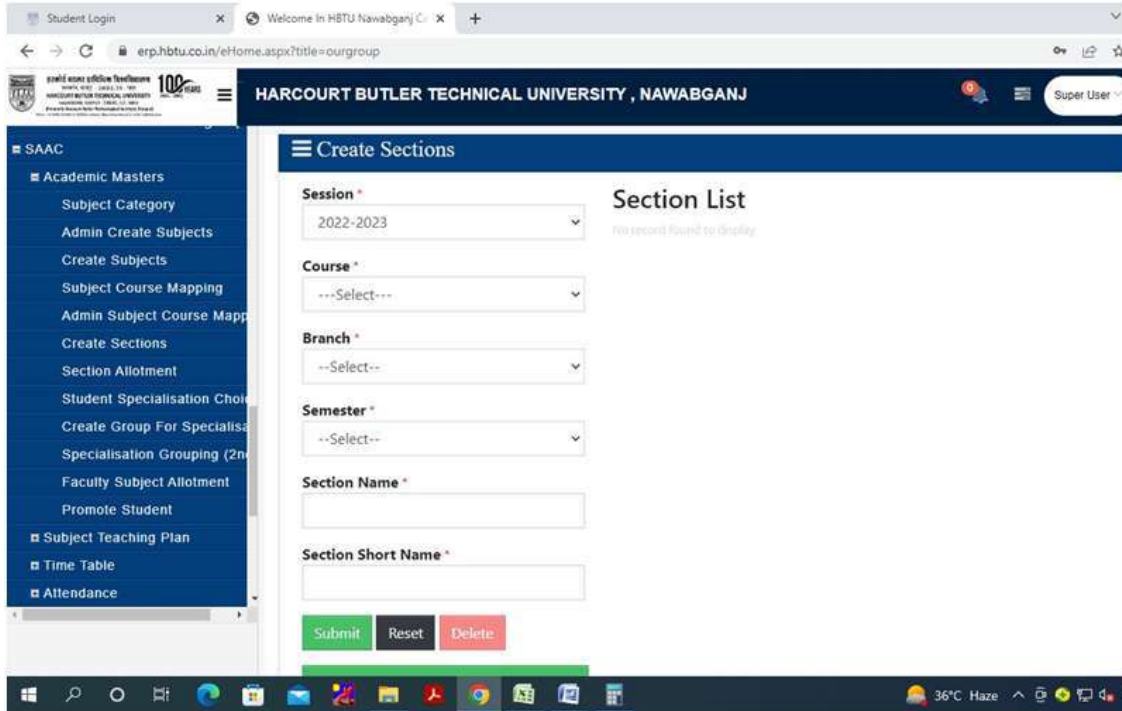


#### (iv) Admin Subject Course Mapping

- Grading System
- Credit System

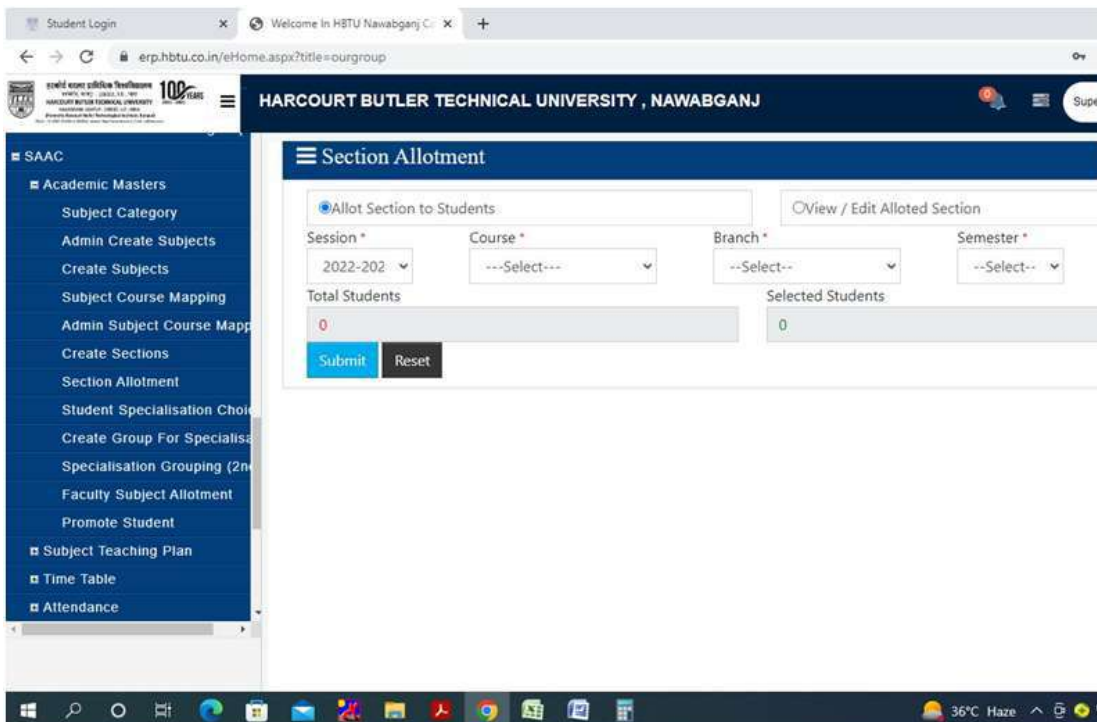
The screenshot displays the 'Admin Subject Course Mapping' page in the university's ERP system. The page is titled 'Admin Subject Course Mapping' and is part of the 'SAAC' (Subject Allotment and Course Mapping) module. The interface includes a sidebar menu with options like 'Academic Masters', 'Subject Category', 'Admin Create Subjects', 'Create Subjects', 'Subject Course Mapping', 'Admin Subject Course Mapping', 'Create Sections', 'Section Allotment', 'Student Specialisation Choice', 'Create Group For Specialisation', 'Specialisation Grouping (2nd)', 'Faculty Subject Allotment', 'Promote Student', 'Subject Teaching Plan', 'Time Table', and 'Attendance'. The main content area shows a form for 'Subject Mapping for \*' with radio buttons for 'Grading System' (selected) and 'Credit System'. Below this are four dropdown menus for 'Session \*', 'Course \*', 'Branch \*', and 'Year/Sem \*'. A search box labeled 'Search Subject to Map \*' is provided with the instruction 'Search Subject From Here By Subject code Or Subject Name To Map'. At the bottom of the form, there are three buttons: 'Submit', 'Reset', and 'Copy Selected Subject Course Mapping to Next Session'. The browser address bar shows the URL 'erp.hbtu.co.in/eHome.aspx?title=ourgroup'.

- Create Sections



- **Section Allotment**

- Allot Section to Students
- View / Edit Allotted Section



- **Student Specialization Choice**

- Allot Major / Minor Specialization Update Major / Minor Specialization





# हरकोर्ट बटलर प्राविधिक विश्वविद्यालय

नवाबगंज, कानपुर - 208002, उ.प्र., भारत

## HARCOURT BUTLER TECHNICAL UNIVERSITY

NAWABGANJ, KANPUR - 208002, U.P., INDIA

(Formerly Harcourt Butler Technological Institute, Kanpur)

Phone : +91-0512-2534001-5, 2533812, website : <http://www.hbtu.ac.in>, Email : [vc@hbtu.ac.in](mailto:vc@hbtu.ac.in)

100+ YEARS  
1921 - 2021





हरकोर्ट बटलर प्राविधिक विश्वविद्यालय  
नवाबगंज, कानपुर - 208002, उ.प्र., भारत  
**HARCOURT BUTLER TECHNICAL UNIVERSITY**  
NAWABGANJ, KANPUR - 208002, U.P., INDIA  
(Formerly Harcourt Butler Technological Institute, Kanpur)

Phone : +91-0512-2534001-5, 2533812, website : <http://www.hbtu.ac.in>, Email : [vc@hbtu.ac.in](mailto:vc@hbtu.ac.in)



- **Create Group Specialization**

The screenshot shows a web browser window with the URL [erp.hbtu.co.in/eHome.aspx?title=ourgroup](http://erp.hbtu.co.in/eHome.aspx?title=ourgroup). The page header includes the university logo and name: "HARCOURT BUTLER TECHNICAL UNIVERSITY, NAWABGANJ". A left-hand navigation menu lists various administrative functions, including "Academic Masters" and "Create Group For Specialisation". The main content area is titled "Group For Specialisation" and contains a form with the following fields:

- Course \* (Dropdown menu with "--Select--")
- Specialisation \* (Text input field)
- Year - Sem \* (Dropdown menu)
- Group Name \* (Text input field)


Below the form are three buttons: "Submit" (blue), "Reset" (grey), and "Delete" (red). The Windows taskbar at the bottom shows the system tray with a temperature of 38°C and "Haze" weather.

- **Faculty Subject Allotment**



हरकोर्ट बटलर प्राविधिक विश्वविद्यालय  
नवाबगंज, कानपुर - 208002, उ.प्र., भारत  
**HARCOURT BUTLER TECHNICAL UNIVERSITY**  
NAWABGANJ, KANPUR - 208002, U.P., INDIA  
(Formerly Harcourt Butler Technological Institute, Kanpur)

Phone : +91-0512-2534001-5, 2533812, website : http://www.hbtu.ac.in, Email : vc@hbtu.ac.in



Student Login x Welcome In HBTU Nawabganj x Welcome In HBTU Nawabganj x +

erp.hbtu.co.in/eHome.aspx?title=ourgroup

HARCOURT BUTLER TECHNICAL UNIVERSITY, NAWABGANJ Super User

### Faculty Subject Allotment

Session \*  
2022-2023

Course \*  
---Select---

View Reset Refresh

Faculty Subject Allotment  
No record found to display

- Admin Create Subjects
- Create Subjects
- Subject Course Mapping
- Admin Subject Course Mapping
- Create Sections
- Section Allotment
- Student Specialisation Choice
- Create Group For Specialisation
- Specialisation Grouping (2nd)
- Faculty Subject Allotment
- Promote Student
- Subject Teaching Plan
- Time Table
- Attendance
- Activity Register
- Upload Study Material
- Reports

38°C Haze 15:20 12-07-2022





हरकोर्ट बटलर प्राविधिक विश्वविद्यालय  
नवाबगंज, कानपुर - 208002, उ.प्र., भारत  
**HARCOURT BUTLER TECHNICAL UNIVERSITY**  
NAWABGANJ, KANPUR - 208002, U.P., INDIA  
(Formerly Harcourt Butler Technological Institute, Kanpur)

Phone : +91-0512-2534001-5, 2533812, website : <http://www.hbtu.ac.in>, Email : [vc@hbtu.ac.in](mailto:vc@hbtu.ac.in)



- **Promote Student**

- View Students to Promote, View Promoted Students

The screenshot displays the 'Promote Student' interface within the Harcourt Butler Technical University ERP system. The interface includes a sidebar menu with various administrative options. The main content area shows the 'Promote Student' form with dropdown menus for 'Session \*' (2022-2023), 'Course \*', 'Specialization \*', and 'Year \*'. Below the form are buttons for 'View Students to Promote', 'View Promoted Students', 'Submit', 'Reset', and 'Delete'.

- **Subject Teaching Plan**

- Create Teaching Plan
- Teaching Plan Report
- Teaching Plan Report (Admin)
- Copy Teaching Plan
- Copy Teaching Plan (Admin)



- **Create Teaching Plan**

The screenshot shows the 'Create Teaching Plan' page in the HBTU NAWABGANJ portal. The page has a dark blue header with the university name and a 'Super User' dropdown. A left sidebar contains a menu with options like 'Admin Subject Course Mapping', 'Create Sections', 'Section Allotment', 'Student Specialisation Choice', 'Create Group For Specialisation', 'Specialisation Grouping (2nd)', 'Faculty Subject Allotment', 'Promote Student', 'Subject Teaching Plan', 'Create Teaching Plan', 'Teaching Plan Report', 'Teaching Plan Report (Admin)', 'Copy Teaching Plan', 'Copy Teaching Plan (Admin)', 'Time Table', 'Breaks During Lectures', 'Master Time Table Report', and 'Faculty Wise Report'. The main content area has two dropdown menus for 'Session \*' and 'Subject \*', both currently set to '--Select--'. The browser's taskbar at the bottom shows the date as 12-07-2022 and time as 19:36.

- **Teaching Plan Report**

The screenshot shows the 'Teaching Plan Report' page in the HBTU NAWABGANJ portal. The page has a dark blue header with the university name and a 'Super User' dropdown. The left sidebar is identical to the previous screenshot. The main content area features several dropdown menus for 'Session \*', 'Year-Sem \*', 'Subject \*', 'Course \*', and 'Specialisation \*', all set to '--Select--'. There are three buttons: 'View Teaching Plan' (blue), 'Print Teaching Plan' (green), and 'Reset' (black). Below these is a form titled 'HARCOURT BUTLER TECHNICAL UNIVERSITY TEACHING PLAN'. The form includes fields for 'Academic Session', 'Course', 'Specialization', 'Text Books :', 'No. of Proposed Lectures', 'References :', 'Reference Books :', and 'Other References:'. It also has fields for 'Name of Faculty', 'Year-Trisemester', 'Label', and 'Date & Time : Label Label'. At the bottom, there are two signature lines: '(Signature of Faculty \_\_\_\_\_)' and '(Signature of HOD \_\_\_\_\_)'. The browser's taskbar at the bottom shows the date as 12-07-2022 and time as 19:38.



# हरकोर्ट बटलर प्राविधिक विश्वविद्यालय

नवाबगंज, कानपुर - 208002, उ.प्र., भारत

## HARCOURT BUTLER TECHNICAL UNIVERSITY

NAWABGANJ, KANPUR - 208002, U.P., INDIA

(Formerly Harcourt Butler Technological Institute, Kanpur)

Phone : +91-0512-2534001-5, 2533812, website : http://www.hbtu.ac.in, Email : vc@hbtu.ac.in

100+ YEARS  
1921 - 2021



- Teaching Plan Report (Admin)

The screenshot displays the Harcourt Butler Technical University ERP system interface. The browser address bar shows the URL `erp.hbtu.co.in/eHome.aspx?title=ourgrou`. The page header includes the university name and a "Super User" profile. A left-hand navigation menu lists various administrative functions, with "Subject Teaching Plan" expanded to show "Teaching Plan Report (Admin)".

The main content area is titled "Teaching Plan Report" and contains a form with the following fields:

- Session \* (Dropdown menu)
- Year-Sem \* (Dropdown menu)
- Subject \* (Dropdown menu)
- Course \* (Dropdown menu)
- Specialisation \* (Dropdown menu)

Buttons for "View Teaching Plan" and "Print Teaching Plan" are located to the right of the form. Below the form is a template for the "TEACHING PLAN" document, which includes fields for:

- Academic Session
- Course
- Specialization
- Text Books :
- No. of Proposed Lectures
- References :
- Reference Books:
- Other References:
- (Signature of Faculty)
- Name of Faculty
- Year-Trimester
- Label
- (Signature of HOD)
- Date &

- Copy Teaching Plan





- **Copy Teaching Plan (Admin)**
  - Copy from Section
  - Copy to Section



हरकोर्ट बटलर प्राविधिक विश्वविद्यालय  
नवाबगंज, कानपुर - 208002, उ.प्र., भारत  
**HARCOURT BUTLER TECHNICAL UNIVERSITY**  
NAWABGANJ, KANPUR - 208002, U.P., INDIA  
(Formerly Harcourt Butler Technological Institute, Kanpur)

Phone : +91-0512-2534001-5, 2533812, website : <http://www.hbtu.ac.in>, Email : [vc@hbtu.ac.in](mailto:vc@hbtu.ac.in)



- **Time Table**

- Breaks during Lectures
- Master time table Report
- Faculty wise Report
- Subject load Entry
- Subject Teaching Priority
- Periods Availability
- Venue Availability
- Faculty Availability
- Generate Time Table
- Generate / Modify Time Table
- Elective Subject Plotting
- Modify Elective Subject Plotting
- View Time Table Week Wise

- **Breaks during Lectures**



# हरकोर्ट बटलर प्राविधिक विश्वविद्यालय

नवाबगंज, कानपुर - 208002, उ.प्र., भारत

## HARCOURT BUTLER TECHNICAL UNIVERSITY

NAWABGANJ, KANPUR - 208002, U.P., INDIA

(Formerly Harcourt Butler Technological Institute, Kanpur)

Phone : +91-0512-2534001-5, 2533812, website : http://www.hbtu.ac.in, Email : vc@hbtu.ac.in

100+ YEARS  
1921 - 2021



Institute	Course	Break Nar
HARCOURT BUTLER TECHNICAL UNIVERSITY	Bachelor Of Technology	Break-Fast
		Lunch
		Tea & Coff
Master of Computer Application	Master of Computer Application	Break-Fast
		Lunch
		Tea & Coff
Master of Technology	Master of Technology	Break-Fast
		Lunch
		Tea & Coff

### ○ Master time table report

Session \* 2022-2023

Course \* --Select--

Specialisation \* --Select--

Semester \* --Select--

Section \* --Select--

View Time Table | Excel/pdf | Export | Reset

Time Table Plotted Summary





## Faculty wise Report

The screenshot shows the Faculty Wise Report page in the HBTU ERP system. The page title is "HARCOURT BUTLER TECHNICAL UNIVERSITY, NAWABGANJ". The main content area is titled "Faculty Wise Report" and features a "Faculty Name" dropdown menu with a "View" button, an "Excel C/Pdf" button, a "Logout" button, and a "Reset" button. A left sidebar menu lists various options including "Create Teaching Plan", "Teaching Plan Report", "Copy Teaching Plan", "Time Table", "Breaks During Lectures", "Master Time Table Report", "Faculty Wise Report", "Subject Load Entry", "Subject Teaching Priority", "Periods Availability", "Venue Availability", "Faculty Availability", "Generate Time Table", "Generate/Modify Time Table", and "Elective Subjects Plotting". The system is accessed by a "Super User". The browser address bar shows "erp.hbtu.co.in/efHome.aspx?file=burgroup". The Windows taskbar at the bottom shows the date and time as 16:27 on 12-07-2022.

## Subject load Entry

The screenshot shows the Subject Load Entry page in the HBTU ERP system. The page title is "HARCOURT BUTLER TECHNICAL UNIVERSITY, NAWABGANJ". The main content area is titled "Subject Load Entry" and features a "Session" dropdown menu, a "Course" dropdown menu, a "Specialisation" dropdown menu, and a "Semester No." dropdown menu. There are "Submit", "Print", and "Reset" buttons. Below the dropdowns is a "Subject List" section with a "No record found in this table" message. A left sidebar menu lists various options including "Create Teaching Plan", "Teaching Plan Report", "Copy Teaching Plan", "Time Table", "Breaks During Lectures", "Master Time Table Report", "Faculty Wise Report", "Subject Load Entry", "Subject Teaching Priority", "Periods Availability", "Venue Availability", "Faculty Availability", "Generate Time Table", "Generate/Modify Time Table", and "Elective Subjects Plotting". The system is accessed by a "Super User". The browser address bar shows "erp.hbtu.co.in/efHome.aspx?file=burgroup". The Windows taskbar at the bottom shows the date and time as 16:35 on 12-07-2022.



## Subject Teaching Priority

The screenshot shows the 'Subject Teaching Priority' page in the HBTU NAWABGANJ web application. The page features a left-hand navigation menu with options like 'Create Teaching Plan', 'Teaching Plan Report', 'Time Table', and 'Subject Teaching Priority'. The main content area contains a form with the following fields: 'Session \*' (dropdown), 'Course \*' (dropdown), 'Specialisation \*' (dropdown), 'Semester \*' (dropdown), and 'Subject Type \*' (radio buttons for 'Theory' and 'Practical'). There are 'Submit', 'Reset', and 'Delete' buttons at the top right of the form area. The browser's taskbar at the bottom shows the system time as 16:51 on 12-07-2022.

## Periods Availability

Session, Course, Specialization, Year-Sem

The screenshot shows the 'Periods Availability' page in the HBTU NAWABGANJ web application. The page features a left-hand navigation menu with options like 'Create Teaching Plan', 'Teaching Plan Report', 'Time Table', and 'Periods Availability'. The main content area contains a form with the following fields: 'Session \*' (dropdown with '2022-2023'), 'Course \*' (dropdown), 'Specialization' (dropdown), and 'Year-Sem' (dropdown). There are 'Save' and 'Reset' buttons at the bottom of the form area. The browser's taskbar at the bottom shows the system time as 16:51 on 12-07-2022.







हरकोर्ट बटलर प्राविधिक विश्वविद्यालय  
नवाबगंज, कानपुर - 208002, उ.प्र., भारत  
**HARCOURT BUTLER TECHNICAL UNIVERSITY**  
NAWABGANJ, KANPUR - 208002, U.P., INDIA  
(Formerly Harcourt Butler Technological Institute, Kanpur)

Phone : +91-0512-2534001-5, 2533812, website : http://www.hbtu.ac.in, Email : vc@hbtu.ac.in



## Hostel

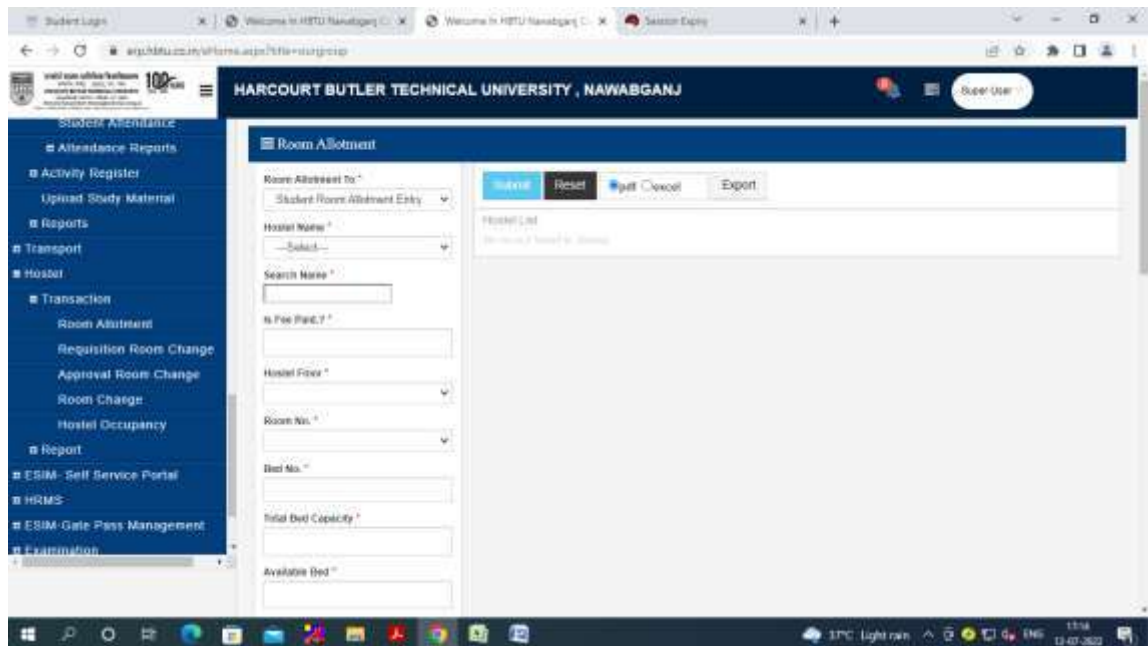
Transaction  
Report

## Transaction

Room Allotment Requisition Room Change Approval Room  
Change Room Change

Hostel Occupancy **Room Allotment** Room Allotment To  
Hostel Name

Is Fee Paid Hostel Floor





हरकोर्ट बटलर प्राविधिक विश्वविद्यालय  
नवाबगंज, कानपुर - 208002, उ.प्र., भारत  
**HARCOURT BUTLER TECHNICAL UNIVERSITY**  
NAWABGANJ, KANPUR - 208002, U.P., INDIA  
(Formerly Harcourt Butler Technological Institute, Kanpur)

Phone : +91-0512-2534001-5, 2533812, website : http://www.hbtu.ac.in, Email : vc@hbtu.ac.in



Room No, Bed No, Available Bed

### Requisition Room Change

The screenshot shows the 'Room Change Request' form in the HBTU portal. The form includes the following fields:

- Doc. Type: Room Change Request (dropdown)
- Doc. No: 01 (text input)
- Course: -Select- (dropdown)
- Specialization: -Select- (dropdown)
- Student Name: (text input)
- Student ID: (text input)
- Existing Room No.: (text input)
- Requested Room No.: (dropdown)
- Remarks: (text area)

Buttons: Save, Reset, Delete

### Approval Room Change

The screenshot shows the 'Room Change Request Entry' form in the HBTU portal. The form includes the following fields:

- Doc. Type: Room Change Request (dropdown)
- Doc. No: (text input)

Room Detail(s) table:

Requisition No.	Room/Qt. No.	Student/Emp name	Allowed Room	Req Room No.	Approved

Buttons: Save, Reset, Delete



हरकोर्ट बटलर प्राविधिक विश्वविद्यालय  
नवाबगंज, कानपुर - 208002, उ.प्र., भारत  
**HARCOURT BUTLER TECHNICAL UNIVERSITY**  
NAWABGANJ, KANPUR - 208002, U.P., INDIA  
(Formerly Harcourt Butler Technological Institute, Kanpur)

Phone : +91-0512-2534001-5, 2533812, website : <http://www.hbtu.ac.in>, Email : [vc@hbtu.ac.in](mailto:vc@hbtu.ac.in)



## Room Change

The screenshot shows a web browser window displaying the 'Room Change Entry' form on the Harcourt Butler Technical University portal. The browser tabs include 'Student Login', 'Welcome in HBTU Newsblog', and 'Session Expire'. The URL is 'erp.hbtu.co.in/ehome.aspx?title=ougroup'. The page header shows 'HARCOURT BUTLER TECHNICAL UNIVERSITY, NAWABGANJ' and a 'Super User' profile. The left sidebar contains a navigation menu with categories like Student Attendance, Attendance Reports, Activity Register, Upload Study Material, Reports, Transport, Hostel, Transaction, Room Allotment, Requisition Room Change, Approval Room Change, Room Change, Hostel Occupancy, Report, ESIM- Self Service Portal, HRMS, ESIM- Gate Pass Management, and Examination. The main content area is titled 'Room Change Entry' and contains the following form fields:

Doc. Type *	Student Room Change	Doc. No.	01
Student Name *	<input type="text"/>	Reg No.	<input type="text"/>
Existing Room No.	<input type="text"/>	Requested Room No.	<input type="text"/>
Alotted Room No. *	<input type="text"/>	Remarks	<input type="text"/>

Below the form are three buttons: 'Save' (blue), 'Reset' (black), and 'Delete' (red). A red error message bar is visible below the buttons, containing the text 'Approved Room No.'.

## Hostel Occupancy





हरकोर्ट बटलर प्राविधिक विश्वविद्यालय  
नवाबगंज, कानपुर - 208002, उ.प्र., भारत  
**HARCOURT BUTLER TECHNICAL UNIVERSITY**  
NAWABGANJ, KANPUR - 208002, U.P., INDIA  
(Formerly Harcourt Butler Technological Institute, Kanpur)

Phone : +91-0512-2534001-5, 2533812, website : http://www.hbtu.ac.in, Email : vc@hbtu.ac.in



The screenshot shows a web browser window displaying the Harcourt Butler Technical University ERP system. The browser tabs include 'Student Login', 'Welcome in HBTU Nawabganj', and 'Session Expiry'. The address bar shows the URL 'erp.hbtu.co.in/ehome.aspx?title=ourgroup'. The page header displays the university name and a 'Super User' profile. A left-hand navigation menu lists various modules such as Student Attendance, Activity Register, Transport, Hostel, and Examination. The main content area is titled 'Complain Entry' and contains a form with the following fields: 'Doc Type' (set to 'Student Room Allotment'), 'Hostel/Residence' (set to 'Select Option'), 'From Date', and 'To Date'. Below the form are three buttons: 'Get Details', 'Reset', and 'Print'. The Windows taskbar at the bottom shows the system tray with a temperature of 37°C, light rain, and the date 12-07-2022.

## Report

Hostel Fee Report

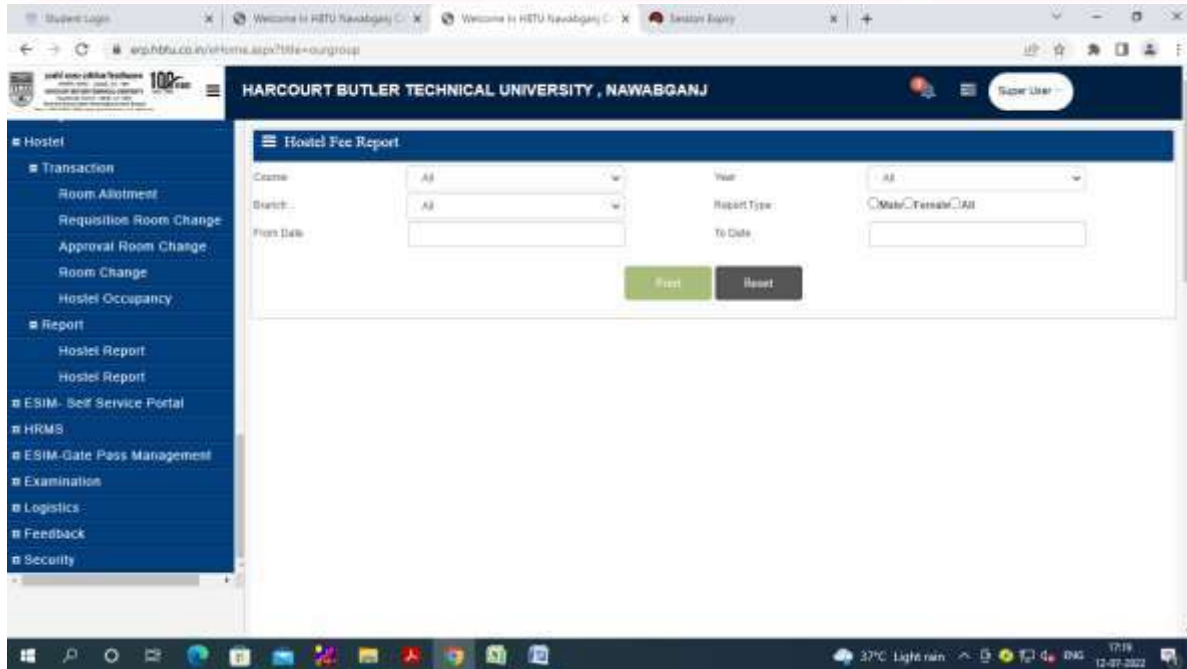
Hostel Report

**Hostel Fee Report**

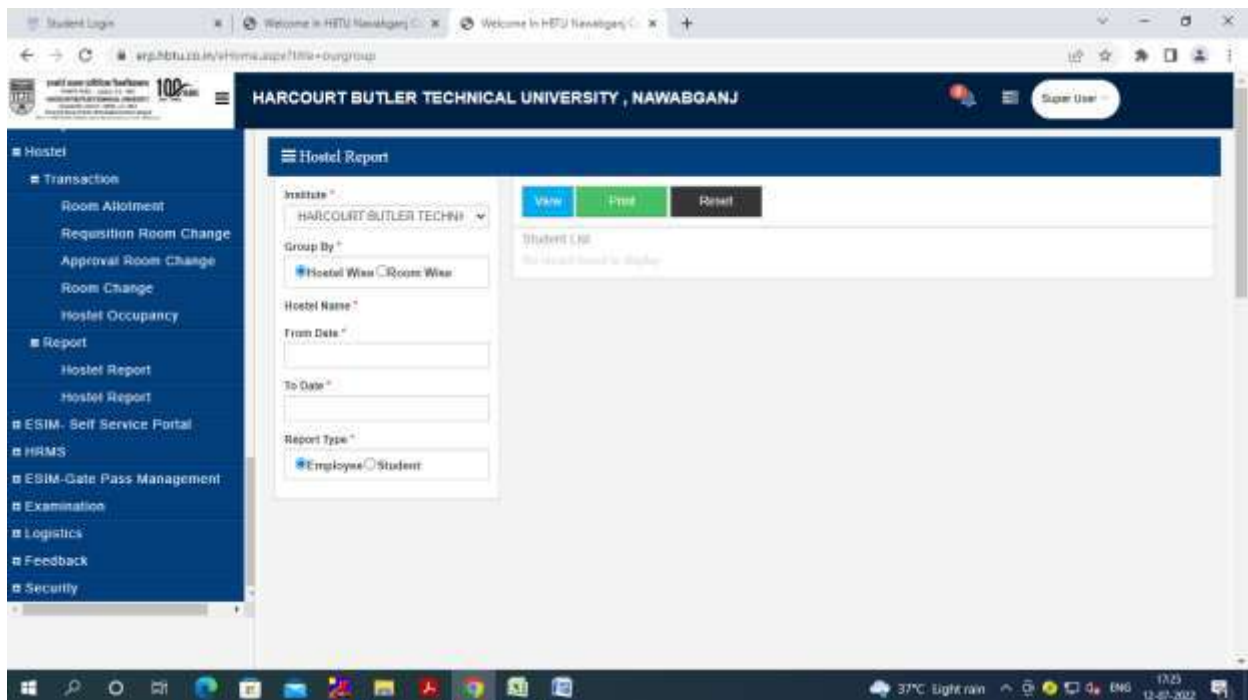


हरकोर्ट बटलर प्राविधिक विश्वविद्यालय  
नवाबगंज, कानपुर - 208002, उ.प्र., भारत  
**HARCOURT BUTLER TECHNICAL UNIVERSITY**  
NAWABGANJ, KANPUR - 208002, U.P., INDIA  
(Formerly Harcourt Butler Technological Institute, Kanpur)

Phone : +91-0512-2534001-5, 2533812, website : <http://www.hbtu.ac.in>, Email : [vc@hbtu.ac.in](mailto:vc@hbtu.ac.in)



Course, Year, Branch, Report Type, From Date, To Date  
**Hostel Report**



**Attendance**

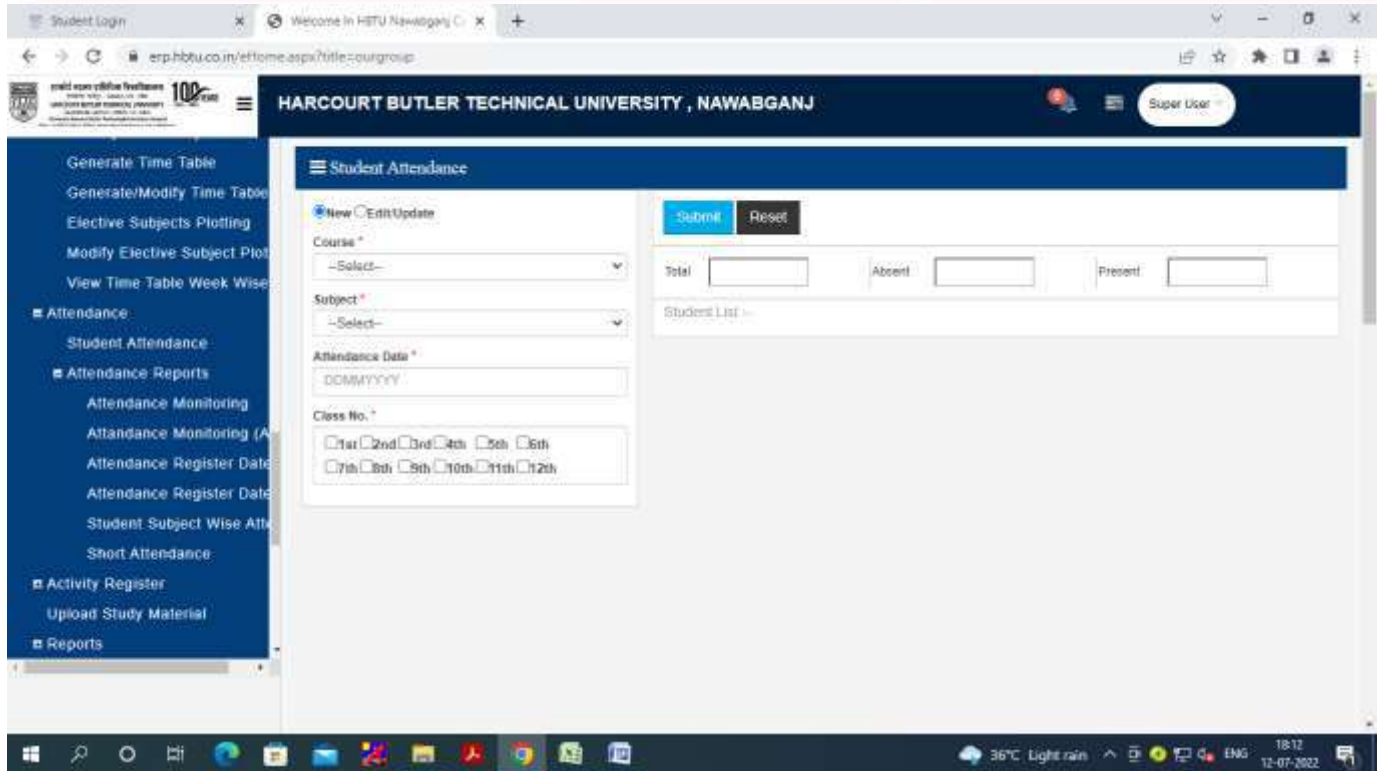
Student Attendance

New Edit/Update



हरकोर्ट बटलर प्राविधिक विश्वविद्यालय  
नवाबगंज, कानपुर - 208002, उ.प्र., भारत  
**HARCOURT BUTLER TECHNICAL UNIVERSITY**  
NAWABGANJ, KANPUR - 208002, U.P., INDIA  
(Formerly Harcourt Butler Technological Institute, Kanpur)

Phone : +91-0512-2534001-5, 2533812, website : <http://www.hbtu.ac.in>, Email : [vc@hbtu.ac.in](mailto:vc@hbtu.ac.in)



## Attendance Report

Attendance Monitoring

Attendance Monitoring (Admin)

Attendance Register Date Wise

Student Subject Wise Attendance

Short Attendance





## Attendance Monitoring

The screenshot shows the 'Attendance Monitoring' page for a student user. The page title is 'HARCOURT BUTLER TECHNICAL UNIVERSITY, NAWABGANJ'. The left sidebar contains a menu with options like 'Generate Time Table', 'Attendance', and 'Attendance Reports'. The main content area has the following fields:

- Course \* (Dropdown menu)
- Year-Sem \* (Dropdown menu)
- Date From \* (Date input field)
- Date To \* (Date input field)
- Cut Off \* (Text input field)
- Period Type (Dropdown menu)
- Export To \* (Radio buttons for Pdf and Xls)
- Report Type \* (Radio buttons for Detailed and Summary)

Buttons for 'View', 'Export', and 'Reset' are located at the bottom right of the form.

## Attendance Monitoring (Admin)

Course, Year-Sem, From Date, To Date  
Attendance, Cutoff, Period Type, Faculty Name

The screenshot shows the 'Attendance Monitoring (Admin)' page. The left sidebar is the same as in the previous screenshot. The main content area has the following fields:

- Course \* (Dropdown menu)
- Year-Sem \* (Dropdown menu)
- From Date \* (Date input field)
- To Date \* (Date input field)
- Attendance Cutoff \* (Text input field)
- Period Type (Dropdown menu)
- Faculty Name (Dropdown menu)
- Report Format \* (Radio buttons for Pdf and Xls)
- Report Type \* (Radio buttons for Detailed and Summary)

Buttons for 'View', 'Export', and 'Reset' are located at the bottom right of the form.



हरकोर्ट बटलर प्राविधिक विश्वविद्यालय  
नवाबगंज, कानपुर - 208002, उ.प्र., भारत  
**HARCOURT BUTLER TECHNICAL UNIVERSITY**  
NAWABGANJ, KANPUR - 208002, U.P., INDIA  
(Formerly Harcourt Butler Technological Institute, Kanpur)

Phone : +91-0512-2534001-5, 2533812, website : <http://www.hbtu.ac.in>, Email : [vc@hbtu.ac.in](mailto:vc@hbtu.ac.in)



## Attendance Register Date Wise Session Course From Date To Date

The screenshot displays the web portal for Harcourt Butler Technical University, NAWABGANJ. The page title is "Attendance Register Date Wise". The interface includes a sidebar menu on the left with options like "Generate Time Table", "Attendance Reports", and "Student Attendance". The main content area features a form with the following fields:

- Session: A dropdown menu with "--Select--" as the current selection.
- Course: A dropdown menu with "--Select--" as the current selection.
- From Date: A text input field with a date format mask "DDMMYYYY".
- To Date: A text input field with a date format mask "DDMMYYYY".

There are "View" and "Print" buttons next to the Session dropdown. The browser's address bar shows the URL [erp.hbtu.ac.in/efhome.aspx?66=burgroup](http://erp.hbtu.ac.in/efhome.aspx?66=burgroup). The system tray at the bottom indicates a temperature of 36°C, light rain, and the date 12-07-2022.

## Student Subject Wise Attendance



# हरकोर्ट बटलर प्राविधिक विश्वविद्यालय

नवाबगंज, कानपुर - 208002, उ.प्र., भारत

## HARCOURT BUTLER TECHNICAL UNIVERSITY

NAWABGANJ, KANPUR - 208002, U.P., INDIA

(Formerly Harcourt Butler Technological Institute, Kanpur)

Phone : +91-0512-2534001-5, 2533812, website : <http://www.hbtu.ac.in>, Email : [vc@hbtu.ac.in](mailto:vc@hbtu.ac.in)

100+ YEARS  
1921 - 2021



The screenshot shows the 'Student Subject Wise Attendance' page. The left sidebar contains a navigation menu with options like 'Attendance Reports', 'Attendance Monitoring', and 'Attendance Register Date Wise'. The main content area has a form with the following fields: 'Session \*' (2022-2023), 'Year - Sem.' (dropdown), 'Batch Name' (dropdown), 'From Date' (DDMMYYYY), 'Report Format' (radio buttons for Pdf, Doc, Oxls), 'Course \*' (dropdown), 'Specialization \*' (dropdown), 'Student Name' (dropdown), and 'To Date' (DDMMYYYY). There are 'View', 'Print', and 'Reset' buttons at the bottom right of the form.

### Short Attendance

The screenshot shows the 'Short Attendance' page. The left sidebar is the same as in the previous screenshot. The main content area has a form with the following fields: 'Session \*' (dropdown), 'Specialization \*' (dropdown), 'Subject' (dropdown), 'Gender' (dropdown), 'Date From \*' (text), 'Percentage From \*' (text), 'Course \*' (dropdown), 'Year - Sem \*' (dropdown), 'Hosteller' (dropdown), 'Type' (dropdown), 'Date To \*' (text), and 'Percentage To \*' (text). Below the form are two sections: 'Medical Attendance Option' with radio buttons for 'Without Medical Attendance' (selected) and 'With Medical Attendance'; and 'Other Attendance Option' with radio buttons for 'Without Other Attendance' (selected) and 'With Other Attendance'. There is also a 'Report Format' section with radio buttons for 'pdf' (selected) and 'doc', and a text box for 'Type any Remark to show on report'. 'View' and 'Print' buttons are at the bottom.





हरकोर्ट बटलर प्राविधिक विश्वविद्यालय  
नवाबगंज, कानपुर - 208002, उ.प्र., भारत  
**HARCOURT BUTLER TECHNICAL UNIVERSITY**  
NAWABGANJ, KANPUR - 208002, U.P., INDIA  
(Formerly Harcourt Butler Technological Institute, Kanpur)

Phone : +91-0512-2534001-5, 2533812, website : http://www.hbtu.ac.in, Email : vc@hbtu.ac.in



## HRMS

Organization Management

Personnel Management

Leave Management

Payroll

Advance Management

Resigned

The screenshot shows a web browser window displaying the HRMS interface. The page title is "HARCOURT BUTLER TECHNICAL UNIVERSITY, NAWABGANJ". The user is logged in as "Super User". The main content area is titled "Salary Details" and contains several form fields:

- W.E.D. Date: [Text Field]
- Department: [Dropdown Menu: --Select Department--]
- Shift: [Dropdown Menu: Not Applicable]
- Designation: [Dropdown Menu]
- Reporting Authority: [Dropdown Menu: --Select Reporting Authority--]
- Leave Authority: [Dropdown Menu: --Select Leave Authority--]
- is HOD?: [Radio Button: Head Of Department]
- Pay Period: [Radio Button: Monthly] [Radio Button: Semi-Monthly (Twice in a Month)]
- CTC (Monthly): [Text Field]
- Salary Grade: [Dropdown Menu: --Select--]
- Notice Period: [Text Field]
- Income Tax Deduction: [Radio Button: Not Applicable Current Month]

Below the salary details is an "Experience Details" table:

Prev. Employer Name	Job Title	Job Responsibility	From	To	Depts
N/A	N/A	N/A	N/A	N/A	Depts
			Month	Month	Depts

## Personnel Management

Employee Transaction  
Joining Kit

## Leave Management

Leave Adjustment Employee Leave Details  
Sandwich Days Details Employee Leave Admin  
All Leave Details

Leave Request Leave Request Admin

Leave Approval Leave Cancellation Request

Employee Attendance Details



## Employee Leave Details

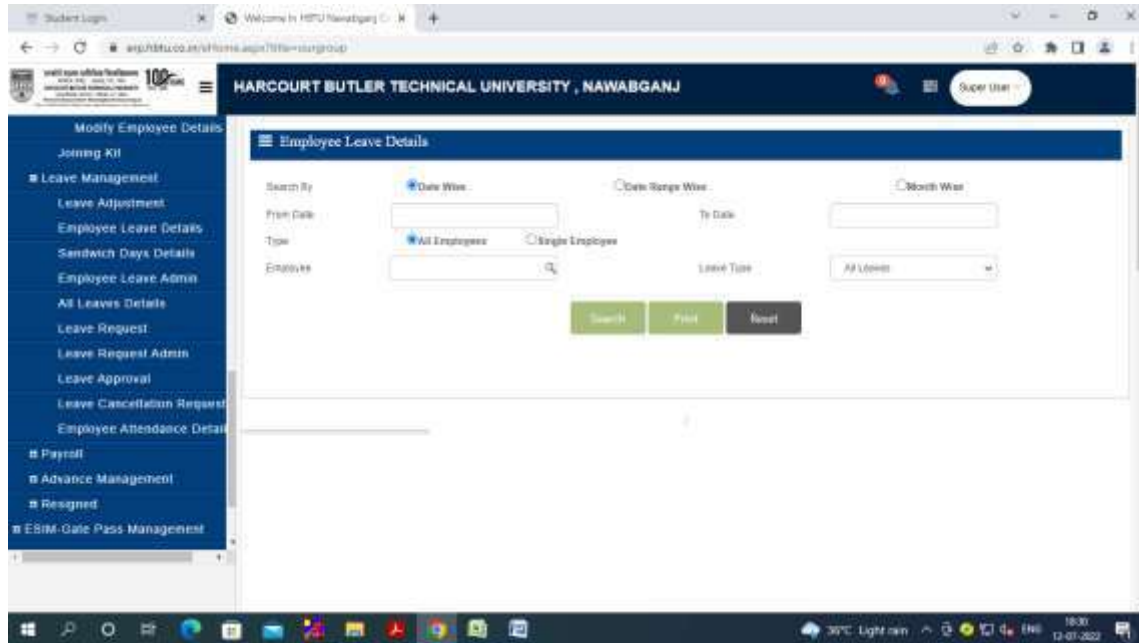
The screenshot shows a web browser window displaying the 'Date Wise Employee Leave Details' page. The page header includes the university name and a 'Super User' profile. A left sidebar contains a navigation menu with options like 'Modify Employee Details', 'Joining Kit', 'Leave Management', 'Leave Adjustment', 'Employee Leave Details', 'Sandwich Days Details', 'Employee Leave Admin', 'All Leaves Details', 'Leave Request', 'Leave Request Admin', 'Leave Approval', 'Leave Cancellation Request', 'Employee Attendance Details', 'Payroll', 'Advance Management', 'Resigned', and 'ESIM-Gate Pass Management'. The main content area features a form with 'From Date', 'To Date', 'Employee', and 'Leave Type' fields. Below the form are 'Details', 'Print', and 'Reset' buttons. The browser's taskbar at the bottom shows the system time as 18:29 on 12-07-2022.

## Employee Leave Admin

This screenshot is identical to the one above, showing the 'Date Wise Employee Leave Details' page. The 'Print' button in the main content area is highlighted in green, indicating it is the active or selected option. The rest of the page layout, including the sidebar and form fields, remains the same. The system time in the taskbar is now 18:30 on 12-07-2022.



## All Leave Details



## Leave Request Reporting Authority Leave Authority Active Month

